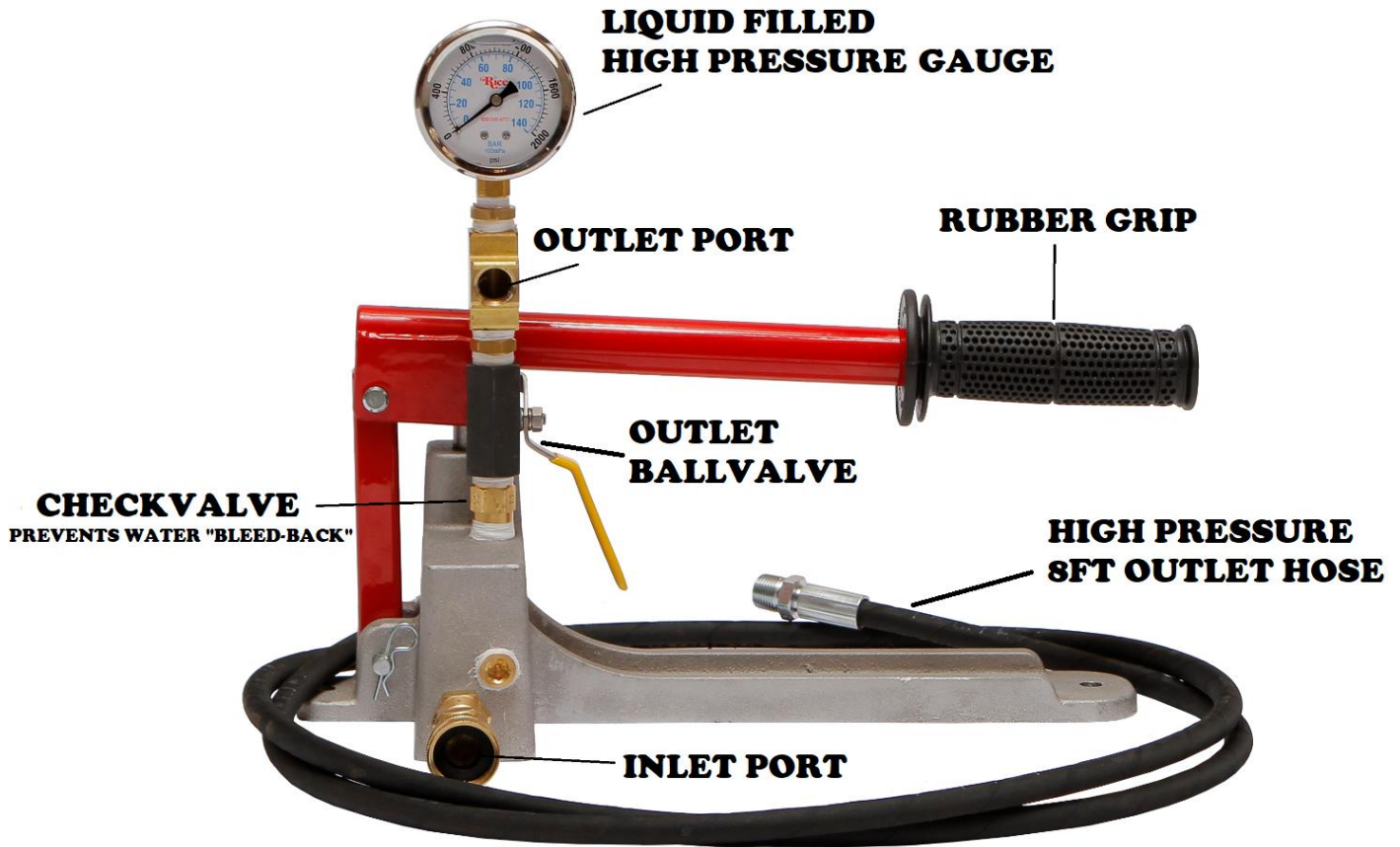


RICE HYDRO, INC.  
MANUFACTURER'S ASSEMBLY & OPERATING INSTRUCTIONS:  
MTP'S MANUAL HAND OPERATED  
HYDROSTATIC TEST PUMPS UP TO 1500 PSI

**FOR WARRANTY REGISTRATION CALL: 1-800-245-4777**




**SHOWN WITH OPTIONAL  
RESERVOIR TANK**



# INSTRUCTIONS


## Step 1.

Connect the rigid end of the HIGH PRESSURE OUTLET HOSE to OUTLET PORT.



## Step 2.

Connect Water Hose to INLET PORT located at the bottom.




## Step 3.

Open OUTLET BALLVALVE to let water flow.




## Step 4.

Use RUBBER GRIP handle to crank up and down to build pressure.



## Step 5.

One-way CHECKVALVE prevents water from flowing back, no back-bleeding.



## Step 6.

Close OUTLET BALLVALVE when desired pressure is met.

